



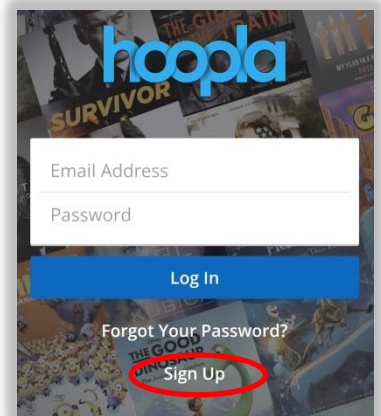
Stream Library Movies, TV, Music, eBooks, & Audiobooks Tablets & Smartphones (Android, Apple, & Kindle Fire)

Installing the App:

- Go to your app store (Android: Google Play, Apple: App Store, Kindle: Kindle Store) and search for **Hoopla Digital**.
- **Install and open** the app and when prompted to “Allow Bluetooth Connection” press **OK**.

Create a Hoopla Account:

- Tap on **Sign Up**.
- Enter in **your email** and create a **password**.
- Select **Islip Public Library** and click **Agree** if it appears. If not, search by zip code **11751**.
- Enter in your **library card barcode number** and your **library card password** for the pin. *Contact the library if you do not know your password.

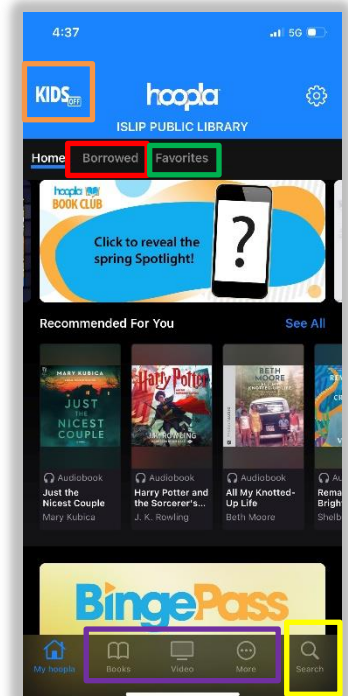


Your Account and Loan Period:

- **Check how many borrows** your account has left this month and **access currently borrowed titles** (red box). **Please note:** that you may checkout **10 titles each month**.
- Loan periods:
 - Audiobooks/eBooks/Comics – 21 days
 - Movies/Television – 3 days (each TV episode counts as 1 checkout)
 - Music – 7 days

Searching For Titles:

- Tap the **KIDS** button (orange box) to turn the function to only display children’s materials in all categories on or off.
- Tap the **magnifying glass** (yellow box) to search for a specific title, author, or artist. You may also browse different categories by material type found at the bottom of your screen (purple box).

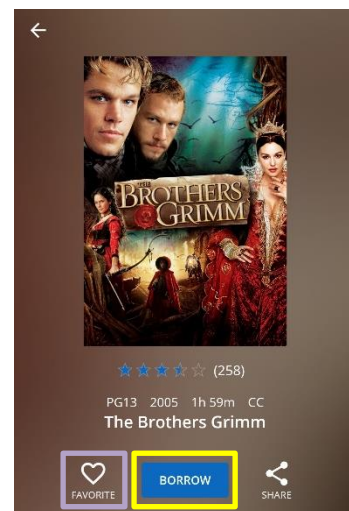


Do you need assistance with our eBooks?

Contact the Library to book a librarian for a one-on-one 30-minute session.

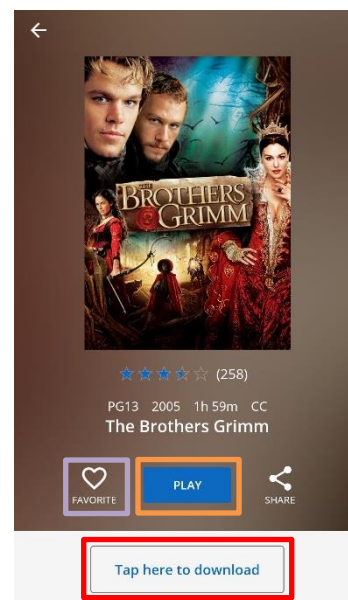
Borrowing and Downloading:

- Tap on a **cover image** to view more information on the title and borrow.
- Tap **Borrow** (yellow box) to check out the title.
- Tap **Play** (orange box) to stream the content. **An internet connection is required.*
- For offline viewing, tap on **Tap here to download** (red box).
- To save a title for later, tap on the **heart icon** (purple box) next to the borrow button to add it to your favorites. On the app home screen, tap on **Favorites** (green box on page 1) to access your saved titles.



Renewing and Returning Books:

- You can not renew a title in Hoopla. Once the title is returned, simply search for the title and borrow it again.
- All items in Hoopla are automatically returned.



Do you need assistance with our eBooks?

Contact the Library to book a librarian for a one-on-one 30-minute session.